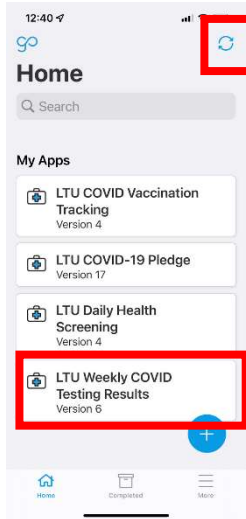


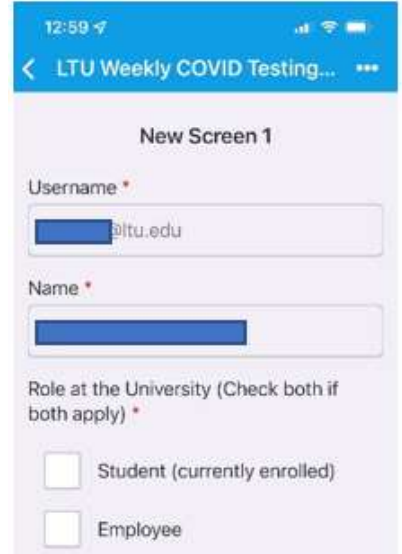
# GoCanvas - Upload Weekly Covid Test Results

## Launch the GoCanvas App

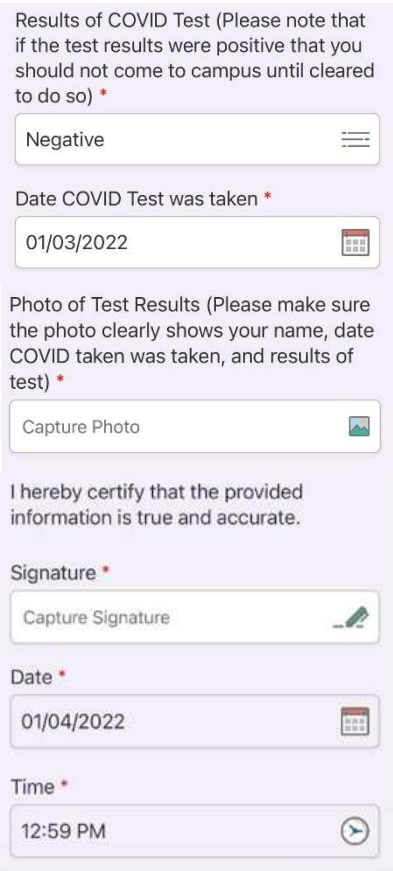


You should see a new option for Weekly Test Results. If not, refresh the screen with the refresh icon in the upper right corner.

Select the *LTU Weekly COVID Testing Results*.



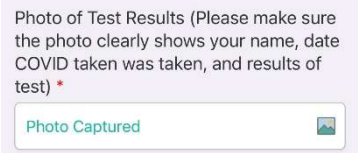
Fill in the requested information. *Note: Your username is your LTU email address and it will likely already be populated.* Indicate if you are an employee or a student.



Click in the *Results* box and indicate the results of your weekly test and then indicate the date of the test. *Note: if your test results were positive, you should NOT come to campus until cleared to do so.*

Click on the *Capture Photo* box. You can then either take a picture of your test results or navigate to a photo you have in your photo gallery.

*Note: the "Capture Photo" text will turn green once the photo has been added*



Click on the *Capture Signature* box. You can use your finger to sign your submission. GoCanvas will autofill the date and time.



Click *Next*

You do not need to make any changes to these settings.

You can email yourself a copy of the submission by toggling on this option.

Click on *Submit* to complete your submission.

