



Annual Report Submission
Edit Questionnaire ([View](#))

INTRODUCTION	ANNUAL STATISTICAL ANALYSIS	INTERIM PROGRESS REPORT	REVIEW	PRINT	PRINT PDF	
SECTION A	SECTION B	SECTION C	SECTION D	SECTION E	SECTION F	SECTION G
GUIDE	FAQ	GLOSSARY	CONTACT	LOG OFF		

Report was last reviewed on 11/19/2015 11:11:27 AM.
 Report has been reviewed 3 times.

PART I - ANNUAL STATISTICAL REPORT

SECTION A. INSTITUTIONAL CHARACTERISTICS

This section captures aggregated information about the home institution for each architecture program. Wherever possible, this information should be the same as that reported by the institution to IPEDS in its most recent Institutional Characteristics report or Completion report.

1. Program Contact Information

Institution Name:	Lawrence Technological University
Academic Unit:	College of Architecture & Design
Address:	21000 West Ten Mile Road Southfield, MI 48075-1058
Architecture Program Tel. No:	248.204.2805
Architecture Program School Fax No:	248.204.2900
Architecture Program School URL:	http://www.ltu.edu/architecture_and_design
NAAB Region:	East Central

In order to modify your organization information please contact NAAB via E-mail at info@naab.org.

2. Institution Type: Using the definitions below, please select the appropriate Institution Type that matches that of your institution.

Public: An educational institution whose programs and activities are operated by publicly elected or appointed school officials and which is supported primarily by public funds.

Private not-for-profit: A private institution in which the individual(s) or agency in control receives no compensation, other than wages, rent, or other expenses for the assumption of risk. These include both independent not-for-profit schools and those affiliated with a religious organization.


Private for-profit: A private institution in which the individual(s) or agency in control receives compensation other than wages, rent, or other expenses for the assumption of risk.

Public ☐


- Private Not for profit ☒
- Private for-Profit ☐
- Other ☐

3. Carnegie Classification


a. Basic Classification:

Master's/L: Master's Colleges and Universities (larger programs) 


b. Undergraduate Instructional Program:

Prof+A&S/SGC: Professions plus arts & sciences, some graduate coexistence 


c. Graduate Instructional Program:

Doc/STEM: Doctoral, STEM dominant 


d. Size and Setting:

S4/NR: Small four-year, primarily nonresidential 

4. Which regional accreditation agency accredits your institution?

North Central Association of Colleges and Schools (NCACS) 

5. In which ACSA region is the institution located?

East Central 

Questions 6, 7, and 8 regarding Contact Information.

6. Who has direct administrative responsibility for the architecture program?

Name	Amy Deines
Title	Interim Dean, College of Architecture and Design
Office Phone Number	(248) 204-2805
Fax Number	(248) 204-2900
Email Address	adeines@ltu.edu

7. To whom should inquiries regarding this questionnaire be addressed?

Name	Martin Schwartz
Title	Associate Professor and Associate Chair
Office Phone Number	(248) 204-2834
Fax Number	(248) 204-2900
Email Address	

8. Who is the administrator responsible for verifying data (and completing IPEDS reports) at your institution?**Name****Title****Office Phone Number****Fax Number****Email Address****9. Institutional Test Scores**

Please only include average scores for the tests your institution collects. For test scores your institution does not collect, leave the corresponding boxes blank

a. SAT

Using IPEDS data from your institution please enter the test scores.

NOTE: Programs with only graduate programs in architecture may skip this item.

Critical Reading

25th percentile SAT score:

75th percentile SAT score:

Mathematics

25th percentile SAT score:

75th percentile SAT score:

Writing

25th percentile SAT score:

75th percentile SAT score:

b. ACT

Using IPEDS data from your institution please enter the test scores.

NOTE: Programs with only graduate programs in architecture may skip this item.

25th percentile ACT score:

75th percentile ACT score:

c. GRE

Using data from your institution please enter the average GRE test score for the institution.

NOTE: Programs with only undergraduate programs in architecture may skip this item.

Verbal:

 (130-170)

Quantitative:

 (131-166)

Analytical:

 (0.0 – 6.0)

Save and View

Save

Saving



Annual Report Submission

Edit Questionnaire (View)

INTRODUCTION	ANNUAL STATISTICAL ANALYSIS	INTERIM PROGRESS REPORT	REVIEW	PRINT	PRINT PDF	
SECTION A	SECTION B	SECTION C	SECTION D	SECTION E	SECTION F	SECTION G
GUIDE	FAQ	GLOSSARY	CONTACT	LOG OFF		

Report was last reviewed on 11/19/2015 11:11:27 AM.
Report has been reviewed 3 times.

PART I - ANNUAL STATISTICAL REPORT

SECTION B. NAAB-ACCREDITED ARCHITECTURE PROGRAMS

This section captures information about the specific NAAB-accredited degree programs offered by the institution, unless otherwise noted in the instructions.

1. Degree Programs

a. Which NAAB-accredited / candidate degree programs were offered during the last fiscal year?

Note: Choices made in this question will adjust the ARS accordingly.

Accredited

- B. Architecture ☐
- M. Architecture ☒
- D. Architecture ☐

Candidate

- B. Architecture ☐
- M. Architecture ☐
- D. Architecture ☐

b. Did your institution offer any pre-professional architecture degree programs during the last fiscal year?

For pre-professional degrees, if you do not offer any of the ones listed below, please be sure to select "no" or else the system will consider this question left blank and an error message will occur upon submission.

Pre-professional architecture degrees - The term refers to architecturally-focused four-year degrees that are not accredited by NAAB. These degrees have such titles as B.S. in Architecture, B.S. in Architectural Studies, B.A. in Architecture, Bachelor of Environmental Design, or Bachelor of Architectural Studies. The amount of work in architecture in the program may vary from institution to institution and will determine the length of time required to complete the professional program.

- Yes ☒
- No ☐

If YES, please indicate Yes or No for each listed select degree from menu and provide full degree title in comments field. If the degree offered is not listed, please provide full degree title in comments field.

Degree Type	Available?	Full Degree Title
Bachelor of Architectural Studies	Yes <input type="radio"/> No <input checked="" type="radio"/>	<input type="text"/>
Bachelor of Arts	Yes <input checked="" type="radio"/> No <input type="radio"/>	Bachelor of Arts in Architectural Studies

Bachelor of Design	Yes	<input type="radio"/>	<input type="text"/>
	No	<input checked="" type="radio"/>	
Bachelor of Environmental Design	Yes	<input type="radio"/>	<input type="text"/>
	No	<input checked="" type="radio"/>	
Bachelor of Fine Arts	Yes	<input type="radio"/>	<input type="text"/>
	No	<input checked="" type="radio"/>	
Bachelor of Science	Yes	<input checked="" type="radio"/>	Bachelor of Science in Architecture
	No	<input type="radio"/>	
Other	Yes	<input type="radio"/>	<input type="text"/>
	No	<input checked="" type="radio"/>	

c. Did your institution offer any post-professional architecture degree programs during the last fiscal year?

Post-professional architecture degrees - These are graduate degrees offered to students who already have a professional degree in architecture. These degree programs are not accredited by NAAB. The degrees may be in highly specialized areas of study such as design theory, health care facilities, preservation, interior design or solar design. This type of degree can be either a Master’s degree, or, in a few cases, a Ph. D. or Doctorate.

Yes ☐

No ☒

If YES, please provide full degree title.

Full Degree Title

2. Does your institution have plans to initiate any new NAAB-accredited degree programs?

Note: If yes, a report is required for PART II – Narrative Report that outlines the plans and planning for the new program.

Yes ☐

No ☒

3. Does your institution have plans to discontinue any of its NAAB-accredited degree programs?

Note: If yes, a report is required for PART II – Narrative Report that outlines the plans and planning for the new program.

Yes ☐

No ☒

4. What academic year calendar type does your institution have?

2 Semesters or Trimester ☒

3 Quarters ☐

4-1-4 System ☐

Other ☐

5. Articulation Agreements

Does the architecture program have articulation agreements with local community colleges? Yes ☒ No ☐

If yes, how many articulation agreements does the program have? 6

Does the articulation agreement include the B. Arch. degree program? Yes ☐ No ☒

Is the articulation agreement for a four-year preprofessional degree? Yes ☒ No ☐

6. Credit Hours for Completion for each program:

The degree programs listed in this section are dependent on your selection in Section B, Question 1a.

a. Indicate the total number of credit hours taken at your institution to earn each NAAB accredited/candidate degree offered by your institution.

M. Architecture undergraduate (five years, no baccalaureate degree awarded prior): 168

M. Architecture Pre-Professional (degree designed for candidates who have a pre-professional degree in architecture): 36

M. Architecture Non-Pre-Professional (degree designed for candidates who have an undergraduate degree in a discipline other than architecture): 90

b. By degree, what is the distribution of credit hours in the following: General Education, Professional, and Electives?

M. Architecture undergraduate (five years, no baccalaureate degree awarded prior)

General Education: 42

Professional: 79

Electives: 11

M. Architecture Pre-Professional (degree designed for candidates who have a pre-professional degree in architecture)

General Education: 3

Professional: 27

Electives: 6

M. Architecture Non-Pre-Professional (degree designed for candidates who have an undergraduate degree in a discipline other than architecture)

General Education: 79

Professional: 80

Electives: 10

7. Average credit hours per student per term by degree program:

M. Architecture undergraduate (five years, no baccalaureate degree awarded prior): 15

M. Architecture Pre-Professional (degree designed for candidates who have a pre-professional degree in architecture):

M. Architecture Non-Pre-Professional (degree designed for candidates who have an undergraduate degree in a discipline other than architecture):

8. Is your degree program(s) offered in whole, or in part, at more than one campus or location?

Exclude those locations where only 1 course is offered (e.g., an urban design center) and include any location where students can complete at least 45% of the curriculum.

Yes ☐

No ☒

If YES, please provide location and credit hours offered.

City and State	Country	Credit Hours
<input type="text"/>	<div>-- Select One --</div>	<input type="text"/>
<input type="text"/>	<div>-- Select One --</div>	<input type="text"/>

Save and View

Save

Saving



Annual Report Submission
Edit Questionnaire ([View](#))

INTRODUCTION	ANNUAL STATISTICAL ANALYSIS	INTERIM PROGRESS REPORT	REVIEW	PRINT	PRINT PDF	
SECTION A	SECTION B	SECTION C	SECTION D	SECTION E	SECTION F	SECTION G
GUIDE	FAQ	GLOSSARY	CONTACT	LOG OFF		

Report was last reviewed on 11/19/2015 11:11:27 AM.
Report has been reviewed 3 times.

PART I - ANNUAL STATISTICAL REPORT

SECTION C. TUITION, FEES AND FINANCIAL SUPPORT FOR STUDENTS IN NAAB-ACCREDITED PROGRAMS

1. Tuition is defined as “the amount of money charged to students for instructional services. Tuition may be charged per credit, per term, or per academic year.”

For part-time tuition rates, include the cost per credit or course.
a. What were the tuition and fees for the NAAB-accredited degree program(s) for the last fiscal year?

M. Architecture
If this section is not applicable, please enter all zero's (0).

	Tuition	Fees
Full-Time Student		
	14700	150
Part-Time Student		
	8400	150

b. Does the institution offer discounted or differential tuition for a NAAB-accredited degree program?
Yes ☐
No ☒

c. Is a summer session required for any portion of your accredited degree program(s)?
Yes ☒
No ☐

If yes, what is the additional tuition and fees for the summer program?

	Tuition	Fees
Full-Time Student		
	4000	150
Part-Time Student		

d. Does the institution offer discounted or differential tuition for summer courses for a NAAB-accredited degree program?

Yes ☐

No ☒

Additional Comments

Please provide any comments on Question 1 Tuition and Fees to explain any special circumstances that impact tuition and fees.

2. Financial Aid

What percentage of students received financial aid at both the institutional and architecture program levels (grants, loans, assistantships, scholarships, fellowships, tuition waivers, tuition discounts, veteran’s benefits, employer aid [tuition reimbursement] and other monies [other than from relatives/friends] provided to students to meet expenses)?

This includes Title IV subsidized and unsubsidized loans provided directly to student) provided by the institution to students enrolled in each program(s) leading to a NAAB accredited degree during the last fiscal year.

	Percentages of students receiving aid	Average amount by types of aid
a. Institution		
Federal Grants	14	3033
State/Local Grants	20	1454
Institutional Grants	35	7092
Student Loans	31	4828
b. Architecture Program		
Federal Grants	0	0
State/Local Grants	0	0
Institutional Grants	31	3773
Student Loans	43	12753

3. Graduate Assistantships

What was the total number of graduate-level students employed on a part-time basis for the primary purpose of assisting in classroom or laboratory instruction or in the conduct of research during the last fiscal year (July 1 – June 30) within the NAAB-accredited programs offered by your institution?

Include the number of graduate-level students employed for the full fiscal year.

Please include: graduate assistant, teaching assistant, teaching associate, teaching fellow or research assistant in your calculation.

a. How many graduate assistantships were awarded during the last fiscal year?

b. What do graduate assistants receive?

Stipend?

Yes ☐

No ☐

Amount:

Tuition Remission?

Yes ☒

No ☐

If tuition, how much?

If credit hours, how many?



Annual Report Submission
Edit Questionnaire ([View](#))

INTRODUCTION	ANNUAL STATISTICAL ANALYSIS	INTERIM PROGRESS REPORT	REVIEW	PRINT	PRINT PDF	
SECTION A	SECTION B	SECTION C	SECTION D	SECTION E	SECTION F	SECTION G
GUIDE	FAQ	GLOSSARY	CONTACT	LOG OFF		

Report was last reviewed on 11/19/2015 11:11:27 AM.
Report has been reviewed 3 times.

PART I - ANNUAL STATISTICAL REPORT

SECTION D. STUDENT CHARACTERISTICS FOR NAAB-ACCREDITED AND PREPROFESSIONAL PROGRAMS

1. First year students/entering students: Indicate the number of individuals who enrolled during the last fiscal year. Exclude readmitted students who were counted as enrolled in a prior year). Information about ethnicity must be based on self-identification information provided by the individual.

Please fill out these tables completely, entering 0 for blanks. Please use whole, positive integers and do not include '\$' or ',' A person can only be counted in one group.

M. Architecture Total Entering Students:

M. Architecture

	Male		Female		TOTAL		GRAND TOTAL
	Full Time	Part Time	Full Time	Part Time	Full Time	Part Time	
American Indian or Alaska Native	<input type="text" value="0"/>	<input type="text" value="0"/>	<input type="text" value="0"/>	<input type="text" value="0"/>	<input type="text" value="0"/>	<input type="text" value="0"/>	<input type="text" value="0"/>
Asian	<input type="text" value="2"/>	<input type="text" value="0"/>	<input type="text" value="0"/>	<input type="text" value="0"/>	<input type="text" value="2"/>	<input type="text" value="0"/>	<input type="text" value="2"/>
Native Hawaiian or other Pacific Islander	<input type="text" value="0"/>	<input type="text" value="0"/>	<input type="text" value="0"/>	<input type="text" value="0"/>	<input type="text" value="0"/>	<input type="text" value="0"/>	<input type="text" value="0"/>
Black or African American	<input type="text" value="0"/>	<input type="text" value="0"/>	<input type="text" value="0"/>	<input type="text" value="0"/>	<input type="text" value="0"/>	<input type="text" value="0"/>	<input type="text" value="0"/>
Hispanic/Latino	<input type="text" value="1"/>	<input type="text" value="0"/>	<input type="text" value="0"/>	<input type="text" value="0"/>	<input type="text" value="1"/>	<input type="text" value="0"/>	<input type="text" value="1"/>
White	<input type="text" value="9"/>	<input type="text" value="7"/>	<input type="text" value="8"/>	<input type="text" value="5"/>	<input type="text" value="17"/>	<input type="text" value="12"/>	<input type="text" value="29"/>
Two or more races	<input type="text" value="1"/>	<input type="text" value="0"/>	<input type="text" value="0"/>	<input type="text" value="0"/>	<input type="text" value="1"/>	<input type="text" value="0"/>	<input type="text" value="1"/>
Nonresident alien	<input type="text" value="8"/>	<input type="text" value="0"/>	<input type="text" value="10"/>	<input type="text" value="0"/>	<input type="text" value="18"/>	<input type="text" value="0"/>	<input type="text" value="18"/>
Race and ethnicity unknown	<input type="text" value="0"/>	<input type="text" value="0"/>	<input type="text" value="0"/>	<input type="text" value="0"/>	<input type="text" value="0"/>	<input type="text" value="0"/>	<input type="text" value="0"/>
TOTAL	<input type="text" value="21"/>	<input type="text" value="7"/>	<input type="text" value="18"/>	<input type="text" value="5"/>	<input type="text" value="39"/>	<input type="text" value="12"/>	<input type="text" value="51"/>

Pre-Professional Total Entering Students:

Pre-Professional

	Male		Female		TOTAL		GRAND TOTAL
	Full Time	Part Time	Full Time	Part Time	Full Time	Part Time	
American Indian or Alaska Native	1	0	0	0	1	0	1
Asian	2	0	0	0	2	0	2
Native Hawaiian or other Pacific Islander	0	0	0	0	0	0	0
Black or African American	0	0	1	0	1	0	1
Hispanic/Latino	1	1	3	0	4	1	5
White	30	2	13	2	43	4	47
Two or more races	2	0	1	1	3	1	4
Nonresident alien	15	0	2	2	17	2	19
Race and ethnicity unknown	1	1	0	0	1	1	2
TOTAL	52	4	20	5	72	9	81

2. Total undergraduate/graduate architecture enrollment in NAAB accredited program by race/ethnicity:

Please fill out these tables completely, entering 0 for blanks. Please use whole, positive integers and do not include '\$' or ','. A person can only be counted in one group.

M. Architecture Total Enrollment: 221

M. Architecture

	Male		Female		TOTAL		GRAND TOTAL
	Full Time	Part Time	Full Time	Part Time	Full Time	Part Time	
American Indian or Alaska Native	0	0	0	0	0	0	0
Asian	2	2	1	0	3	2	5
Native Hawaiian or other Pacific Islander	0	0	0	0	0	0	0
Black or African American	0	0	1	0	1	0	1
Hispanic/Latino	3	2	3	3	6	5	11
White	60	40	35	13	95	53	148
Two or more races	2	2	0	0	2	2	4
Nonresident alien	22	7	21	2	43	9	52
Race and ethnicity unknown	0	0	0	0	0	0	0
TOTAL	89	53	61	18	150	71	221

Pre-Professional Total Enrollment: 334

Pre-Professional

	Male		Female		TOTAL		GRAND
	Full	Part	Full	Part	Full	Part	

	Time	Time	Time	Time	Time	Time	TOTAL
American Indian or Alaska Native	1	0	0	0	1	0	1
Asian	2	2	2	1	4	3	7
Native Hawaiian or other Pacific Islander	0	0	0	0	0	0	0
Black or African American	6	4	5	1	11	5	16
Hispanic/Latino	8	2	5	0	13	2	15
White	116	43	60	12	176	55	231
Two or more races	2	1	4	1	6	2	8
Nonresident alien	29	1	15	3	44	4	48
Race and ethnicity unknown	3	4	1	0	4	4	8
TOTAL	167	57	92	18	259	75	334

Save and View

Save

Saving



Annual Report Submission
Edit Questionnaire ([View](#))

INTRODUCTION	ANNUAL STATISTICAL ANALYSIS	INTERIM PROGRESS REPORT	REVIEW	PRINT	PRINT PDF	
SECTION A	SECTION B	SECTION C	SECTION D	SECTION E	SECTION F	SECTION G
GUIDE	FAQ	GLOSSARY	CONTACT	LOG OFF		

Report was last reviewed on 11/19/2015 11:11:27 AM.
Report has been reviewed 3 times.

PART I - ANNUAL STATISTICAL REPORT

SECTION E. DEGREES AWARDED

The information requested in this section should be provided by the unit within the institution responsible for submitting the annual Completion Report to the National Center for Education Statistics and IPEDS.

1. What is the total number of NAAB-accredited degrees that were awarded in the last fiscal year?

M. Architecture

	Male	Female	TOTAL
American Indian or Alaska Native	0	0	0
Asian	0	0	0
Native Hawaiian or other Pacific Islander	1	0	1
Black or African American	2	0	2
Hispanic/Latino	0	1	1
White	29	11	40
Two or more races	1	0	1
Nonresident alien	10	7	17
Race and ethnicity unknown	0	0	0
TOTAL	43	19	62

Pre-Professional

	Male	Female	TOTAL
American Indian or Alaska Native	0	0	0
Asian	3	1	4
Native Hawaiian or other Pacific Islander	0	0	0
Black or African American	1	1	2
Hispanic/Latino	1	0	1

White	49	18	67
Two or more races	0	1	1
Nonresident alien	5	6	11
Race and ethnicity unknown	1	0	1
TOTAL	60	27	87

2. Time to Completion:

The amount of time necessary for a student to complete all requirements for a degree or certificate according to the institution’s catalog.

M. Architecture undergraduate (five years, no baccalaureate degree awarded prior)

- a. Time to completion equals the total number of semesters/quarters to complete the degree12
- b. Percentage of students that graduate in “normal time to completion”74

M. Architecture Pre-Professional (degree designed for candidates who have a pre-professional degree in architecture)

- a. Time to completion equals the total number of semesters/quarters to complete the degree6
- b. Percentage of students that graduate in “normal time to completion”42

M. Architecture Non-Pre-Professional (degree designed for candidates who have an undergraduate degree in a discipline other than architecture)

- a. Time to completion equals the total number of semesters/quarters to complete the degree8
- b. Percentage of students that graduate in “normal time to completion”25



Annual Report Submission
Edit Questionnaire ([View](#))

INTRODUCTION	ANNUAL STATISTICAL ANALYSIS	INTERIM PROGRESS REPORT	REVIEW	PRINT	PRINT PDF	
SECTION A	SECTION B	SECTION C	SECTION D	SECTION E	SECTION F	SECTION G
GUIDE	FAQ	GLOSSARY	CONTACT	LOG OFF		

Report was last reviewed on 11/19/2015 11:11:27 AM.
Report has been reviewed 3 times.

PART I - ANNUAL STATISTICAL REPORT

SECTION F. RESOURCES FOR NAAB-ACCREDITED PROGRAMS

This section captures information on the resources of NAAB-accredited degree programs.

1. Total number of permanent workstations (studio desks) that can be assigned to students enrolled in design studios:

Main Campus:

2. Are your students required to have a laptop computer?

Yes ☒

No ☐

3. Any portion of the program offered online? (NAAB accredited program only)

Yes ☒

No ☐

If yes, how many credit hours?

4. Please indicate which of the following learning resources are available to all students enrolled in NAAB-accredited degree program(s):

Resource Type	Available?
Shop	Yes <input checked="" type="radio"/> No <input type="radio"/>
Computer Facilities (Lab)	Yes <input checked="" type="radio"/> No <input type="radio"/>
Computer Output Facilities (Plotters, Specialized plotting)	Yes <input checked="" type="radio"/>

	No	<input type="radio"/>
Digital Fabrication Facilities	Yes	<input checked="" type="radio"/>
	No	<input type="radio"/>
Wireless Network	Yes	<input checked="" type="radio"/>
	No	<input type="radio"/>
Image Collection (Slide Library)	Yes	<input checked="" type="radio"/>
	No	<input type="radio"/>
Photo Studio/Darkroom	Yes	<input checked="" type="radio"/>
	No	<input type="radio"/>
Lecture Series	Yes	<input checked="" type="radio"/>
	No	<input type="radio"/>
Gallery/Exhibits	Yes	<input checked="" type="radio"/>
	No	<input type="radio"/>
Other	Yes	<input checked="" type="radio"/>
	No	<input type="radio"/>

If other resources are available, please describe:

LTU Detroit Center for Design and Technology
LTU Library

5. Financial Resources

a. Total revenue from all sources (if you have more than one degree program, please include the financial resources for both programs combined)

8823995

b. Expenditures

- i. Instruction
- 8627711
- ii. Capital
- 65000
- iii. Overhead
- 4390848

c. Per Student Expenditure: What is the average per student expenditure for students enrolled in a NAAB-accredited degree program?

This is the total amount of goods and services, per student, used to produce the educational services provided by the NAAB-accredited program.

i. Instruction + Overhead / FTE Enrollment

33711



[Edit Questionnaire](#) [\(View\)](#)

Report was last reviewed on 11/19/2015 11:11:27 AM.
Report has been reviewed 3 times.

SECTION G. HUMAN RESOURCE SUMMARY (Architecture Program)

(Please include the actual number of credit hours taught as a whole, broken down by faculty type, in the accredited program.)

i. Total credit hours taught by full-time instructional faculty: 675

ii. Total credit hours taught by part-time instructional faculty:

iii. Total credit hours taught by adjunct faculty:	903
--	-----

a. Full-time Instructional Faculty

Those members of the instructional/research staff who are employed full time and whose major assignment is instruction, including those with release time for research. Includes full-time faculty for whom it is not possible to differentiate between reaching, research, and public service because each of these functions is an integral component of his/her regular assignment.

Professor

[illegible]

White	3	0	0	0	0	0	3	0	3
Two or more races	0	0	0	0	0	0	0	0	0
Nonresident alien	0	0	0	0	0	0	0	0	0
Race and ethnicity unknown	0	0	0	0	0	0	0	0	0
TOTAL	4	0	0	0	0	0	4	0	4

Associate Professor

	Tenured		Tenure-Track		Non-Tenu	re-Track	TOTAL		GRAND
	Male	Female	Male	Female	Male	Female	Male	Female	TOTAL
American Indian or Alaska Native	0	0	1	0	0	0	1	0	1
Asian	1	0	0	0	0	0	1	0	1
Native Hawaiian or other Pacific Islander	0	0	0	0	0	0	0	0	0
Black or African American	0	0	0	0	0	0	0	0	0
Hispanic/Latino	0	0	0	0	0	0	0	0	0
White	6	4	1	0	1	0	8	4	12
Two or more races	0	0	0	0	0	0	0	0	0
Nonresident alien	2	0	0	0	0	0	2	0	2
Race and ethnicity unknown	0	0	0	0	0	0	0	0	0
TOTAL	9	4	2	0	1	0	12	4	16

Assistant Professor

	Tenured		Tenure-Track		Non-Tenu	re-Track	TOTAL		GRAND
	Male	Female	Male	Female	Male	Female	Male	Female	TOTAL
American Indian or Alaska Native	0	0	0	0	0	0	0	0	0
Asian	0	0	0	0	0	0	0	0	0
Native Hawaiian or other Pacific Islander	0	0	0	0	0	0	0	0	0
Black or African American	0	0	0	0	0	0	0	0	0
Hispanic/Latino	0	0	0	0	0	0	0	0	0
White	0	0	1	1	0	0	1	1	2
Two or more races	0	0	0	0	0	0	0	0	0
Nonresident alien	0	0	1	0	0	0	1	0	1
Race and ethnicity unknown	0	0	0	0	0	0	0	0	0
TOTAL	0	0	2	1	0	0	2	1	3

b. Part-Time Instructional Faculty

Professor

	Tenured		Tenure-Track		Non-Tenu	re-Track	TOTAL		GRAND
	Male	Female	Male	Female	Male	Female	Male	Female	TOTAL
American Indian or Alaska Native	0	0	0	0	0	0	0	0	0
Asian	0	0	0	0	0	0	0	0	0
Native Hawaiian or other Pacific Islander	0	0	0	0	0	0	0	0	0
Black or African American	0	0	0	0	0	0	0	0	0
Hispanic/Latino	0	0	0	0	0	0	0	0	0
White	0	0	0	0	0	0	0	0	0
Two or more races	0	0	0	0	0	0	0	0	0
Nonresident alien	0	0	0	0	0	0	0	0	0
Race and ethnicity unknown	0	0	0	0	0	0	0	0	0
TOTAL	0	0	0	0	0	0	0	0	0

Associate Professor

	Tenured		Tenure-Track		Non-Tenu	re-Track	TOTAL		GRAND
	Male	Female	Male	Female	Male	Female	Male	Female	TOTAL
American Indian or Alaska Native	0	0	0	0	0	0	0	0	0
Asian	0	0	0	0	0	0	0	0	0
Native Hawaiian or other Pacific Islander	0	0	0	0	0	0	0	0	0
Black or African American	0	0	0	0	0	0	0	0	0
Hispanic/Latino	0	0	0	0	0	0	0	0	0
White	0	0	0	0	0	0	0	0	0
Two or more races	0	0	0	0	0	0	0	0	0
Nonresident alien	0	0	0	0	0	0	0	0	0
Race and ethnicity unknown	0	0	0	0	0	0	0	0	0
TOTAL	0	0	0	0	0	0	0	0	0

Assistant Professor

Tenured		Tenure-Track		Non-Tenu Male	re-Track Female	TOTAL		GRAND TOTAL	
Male	Female	Male	Female			Male	Female		

American Indian or Alaska Native	<input type="text" value="0"/>	<input type="text" value="0"/>	<input type="text" value="0"/>	<input type="text" value="0"/>	<input type="text" value="0"/>	<input type="text" value="0"/>	<input type="text" value="0"/>	<input type="text" value="0"/>	<input type="text" value="0"/>
Asian	<input type="text" value="0"/>	<input type="text" value="0"/>	<input type="text" value="0"/>	<input type="text" value="0"/>	<input type="text" value="0"/>	<input type="text" value="0"/>	<input type="text" value="0"/>	<input type="text" value="0"/>	<input type="text" value="0"/>
Native Hawaiian or other Pacific Islander	<input type="text" value="0"/>	<input type="text" value="0"/>	<input type="text" value="0"/>	<input type="text" value="0"/>	<input type="text" value="0"/>	<input type="text" value="0"/>	<input type="text" value="0"/>	<input type="text" value="0"/>	<input type="text" value="0"/>
Black or African American	<input type="text" value="0"/>	<input type="text" value="0"/>	<input type="text" value="0"/>	<input type="text" value="0"/>	<input type="text" value="0"/>	<input type="text" value="0"/>	<input type="text" value="0"/>	<input type="text" value="0"/>	<input type="text" value="0"/>
Hispanic/Latino	<input type="text" value="0"/>	<input type="text" value="0"/>	<input type="text" value="0"/>	<input type="text" value="0"/>	<input type="text" value="0"/>	<input type="text" value="0"/>	<input type="text" value="0"/>	<input type="text" value="0"/>	<input type="text" value="0"/>
White	<input type="text" value="0"/>	<input type="text" value="0"/>	<input type="text" value="0"/>	<input type="text" value="0"/>	<input type="text" value="0"/>	<input type="text" value="0"/>	<input type="text" value="0"/>	<input type="text" value="0"/>	<input type="text" value="0"/>
Two or more races	<input type="text" value="0"/>	<input type="text" value="0"/>	<input type="text" value="0"/>	<input type="text" value="0"/>	<input type="text" value="0"/>	<input type="text" value="0"/>	<input type="text" value="0"/>	<input type="text" value="0"/>	<input type="text" value="0"/>
Nonresident alien	<input type="text" value="0"/>	<input type="text" value="0"/>	<input type="text" value="0"/>	<input type="text" value="0"/>	<input type="text" value="0"/>	<input type="text" value="0"/>	<input type="text" value="0"/>	<input type="text" value="0"/>	<input type="text" value="0"/>
Race and ethnicity unknown	<input type="text" value="0"/>	<input type="text" value="0"/>	<input type="text" value="0"/>	<input type="text" value="0"/>	<input type="text" value="0"/>	<input type="text" value="0"/>	<input type="text" value="0"/>	<input type="text" value="0"/>	<input type="text" value="0"/>
TOTAL	<input type="text" value="0"/>	<input type="text" value="0"/>	<input type="text" value="0"/>	<input type="text" value="0"/>	<input type="text" value="0"/>	<input type="text" value="0"/>	<input type="text" value="0"/>	<input type="text" value="0"/>	<input type="text" value="0"/>

c. Adjunct Faculty

Non-tenure track faculty service in a temporary or auxiliary capacity to teach specific courses on a course-by-course basis. Includes both faculty who are hired to teach an academic degree-credit course and those hired to teach a remedial, developmental or ESL course; whether the later three categories earn college credit is immaterial. Excludes regular part-time faculty, graduate assistants, full-time professional staff who may teach individual courses (such as the dean or academic advisor) and appointees who teach non-credit courses exclusively).

Please fill out these tables completely, entering 0 for blanks. Please use whole, positive integers and do not include dollar signs (\$) or commas. A person can only be counted in one group.

	TOTAL		GRAND TOTAL
	Male	Female	
American Indian or Alaska Native	<input type="text" value="0"/>	<input type="text" value="0"/>	<input type="text" value="0"/>
Asian	<input type="text" value="2"/>	<input type="text" value="1"/>	<input type="text" value="3"/>
Native Hawaiian or other Pacific Islander	<input type="text" value="0"/>	<input type="text" value="0"/>	<input type="text" value="0"/>
Black or African American	<input type="text" value="5"/>	<input type="text" value="0"/>	<input type="text" value="5"/>
Hispanic/Latino	<input type="text" value="4"/>	<input type="text" value="0"/>	<input type="text" value="4"/>
White	<input type="text" value="58"/>	<input type="text" value="22"/>	<input type="text" value="80"/>
Two or more races	<input type="text" value="1"/>	<input type="text" value="0"/>	<input type="text" value="1"/>
Nonresident alien	<input type="text" value="2"/>	<input type="text" value="0"/>	<input type="text" value="2"/>
Race and ethnicity unknown	<input type="text" value="6"/>	<input type="text" value="2"/>	<input type="text" value="8"/>
TOTAL	<input type="text" value="78"/>	<input type="text" value="25"/>	<input type="text" value="103"/>

3. Faculty Credentials

Indicate the highest degree achieved by each faculty member (professor, associate professor, assistant professor)

Professor	Associate Professor	Assistant Professor	TOTAL	GRAND
-----------	---------------------	---------------------	-------	-------

	Male	Female	Male	Female	Male	Female	Male	Female	TOTAL
D. Arch. (accredited)	<input type="text" value="0"/>	<input type="text" value="0"/>	<input type="text" value="0"/>	<input type="text" value="0"/>	<input type="text" value="0"/>	<input type="text" value="0"/>	<input type="text" value="0"/>	<input type="text" value="0"/>	<input type="text" value="0"/>
M. Arch. (accredited)	<input type="text" value="2"/>	<input type="text" value="0"/>	<input type="text" value="9"/>	<input type="text" value="4"/>	<input type="text" value="2"/>	<input type="text" value="0"/>	<input type="text" value="13"/>	<input type="text" value="4"/>	<input type="text" value="17"/>
B. Arch. (accredited)	<input type="text" value="0"/>	<input type="text" value="0"/>	<input type="text" value="1"/>	<input type="text" value="0"/>	<input type="text" value="0"/>	<input type="text" value="0"/>	<input type="text" value="1"/>	<input type="text" value="0"/>	<input type="text" value="1"/>
Ph.D. in architecture	<input type="text" value="1"/>	<input type="text" value="0"/>	<input type="text" value="2"/>	<input type="text" value="0"/>	<input type="text" value="0"/>	<input type="text" value="0"/>	<input type="text" value="3"/>	<input type="text" value="0"/>	<input type="text" value="3"/>
Ph.D. in other discipline	<input type="text" value="1"/>	<input type="text" value="0"/>	<input type="text" value="0"/>	<input type="text" value="0"/>	<input type="text" value="0"/>	<input type="text" value="1"/>	<input type="text" value="1"/>	<input type="text" value="1"/>	<input type="text" value="2"/>
Post- professional graduate degree in architecture	<input type="text" value="0"/>	<input type="text" value="0"/>	<input type="text" value="0"/>	<input type="text" value="0"/>	<input type="text" value="0"/>	<input type="text" value="0"/>	<input type="text" value="0"/>	<input type="text" value="0"/>	<input type="text" value="0"/>
Other degrees	<input type="text" value="0"/>	<input type="text" value="0"/>	<input type="text" value="0"/>	<input type="text" value="0"/>	<input type="text" value="0"/>	<input type="text" value="0"/>	<input type="text" value="0"/>	<input type="text" value="0"/>	<input type="text" value="0"/>
Registered in U.S. Jurisdiction	<input type="text" value="0"/>	<input type="text" value="0"/>	<input type="text" value="0"/>	<input type="text" value="0"/>	<input type="text" value="0"/>	<input type="text" value="0"/>	<input type="text" value="0"/>	<input type="text" value="0"/>	<input type="text" value="0"/>

4. Average annual salaries

For only full-time instructional faculty teaching in the NAAB-accredited program for the last fiscal year. Do not include administrators

Access to this information for individual schools will be restricted to NAAB staff, NAAB board members and members of the visiting team as part of their team visit duties. Other parties will only have access to the aggregate averages for all accredited programs.

Please fill out these tables completely, entering 0 for blanks. Please use whole, positive integers, and do not include dollar signs (\$) or commas. A person can only be counted in one group.

	Number	Minimum	Average	Maximum	Univ. Average
Professor	<input type="text" value="4"/>	<input type="text" value="77421"/>	<input type="text" value="113458"/>	<input type="text" value="193800"/>	<input type="text" value="117332"/>
Assoc. Prof.	<input type="text" value="16"/>	<input type="text" value="64416"/>	<input type="text" value="75596"/>	<input type="text" value="111408"/>	<input type="text" value="76475"/>
Assist. Prof.	<input type="text" value="3"/>	<input type="text" value="56650"/>	<input type="text" value="60817"/>	<input type="text" value="64890"/>	<input type="text" value="71100"/>
Instructor	<input type="text" value="9"/>	<input type="text" value="52750"/>	<input type="text" value="68203"/>	<input type="text" value="126480"/>	<input type="text" value="64850"/>